



2024-
2025



Welcome to
Mrs. Robb's
Preschool

Mrs. Robb (left) &
Mrs. Smith (right)



Preschool Team



- Classroom Teacher:
Mrs. Caroline (Cary) Robb
- Classroom Aide:
Mrs. Nicole Smith
- Preschool Case Manager:
Mrs. Heather Gibbons
- Preschool Coach (PIRS):
Mrs. Katie DaQuisto
- Speech and Language Teacher:
Mrs. Amy Langston
- Occupational Therapist:
Mrs. Kelli Marella
- Physical Therapist:
Mrs. Carrie DeStefano

About Mrs. Robb



- I live near Clinton, NJ and grew up in Hunterdon County
- I live with my husband, 2 daughters (12 & 15), 2 dogs, and a kitty
- I have my degree in Early Childhood Education & my Masters degree in Special Education
- I've been working at TBS for 20 years (insert shock here!)
- Teaching little ones is my passion- I love them & hope you and your child feel that daily

About Mrs. Smith



- I live in Readington, NJ and grew up in a small town on the south shore of Boston.
- I live with my husband, 2 sons (9 & 10) and 1 dog
- I have a BA in Art History even though my mom wanted me to become a teacher and worked as a Marketing Manager for 10 years before having my sons.
- Both of my sons came through Mrs. Robb's preschool class and I feel beyond lucky to now get to work with all of the special little ones


School Hours



Regular School Hours
9:30AM-3:30PM

Early Dismissal Hours
(Planned & Emergency)
9:30AM-1:00PM

Delayed Openings
11:30AM-3:30PM



Arrival & Dismissal Procedures

- **Arrival:**
 - Preschool teachers will meet all busses and students who are dropped off at the front of the building at 9:25.
 - Dropped off children must be carefully walked across the parking lot to meet up with our class.
 - **If you are late** dropping off your child, please bring them to the main office and one of our classroom aides will come up and bring your child to our class.
- **Dismissal:**
 - Bussed children are dismissed to the preschool vans in a designated area. **Children being picked up** will be dismissed to the parent pickup car line in the back of the building by 3:15.

Typical Day in Preschool...



Daily Schedule

Snack Time



- Please send in a healthy morning snack with your child each day. You will use our “snack baggie” to put this morning snack in, as to not confuse it with their lunch
- Snack time will be about 10-15 minutes, so try to send something that can be easily opened by your child & consumed during that time
- Please remind your children to eat their own food *only*; we do not share due to any allergies and spreading of germs
- Afternoon allergy-safe snacks will be offered communally with monthly donations from you, via sign-up genius

This is a
NUT FREE
CLASSROOM



Lunch Time

- Children will have lunch around 12:20 each day in the classroom
- You will circle the days your child will be buying lunch on the monthly lunch calendar we send home
- Hot lunches will be delivered to the classroom in a temperature controlled box, along with all components of a hot lunch (veggie, fruit, milk, protein, etc.)
- If your child does not buy hot lunch, you will provide his/her daily lunch in a lunchbox



This is a
NUT FREE
CLASSROOM




REST TIME

1:00-2:00



- State mandates a 30 minute rest period for preschoolers
- Mats are provided by the school
- Children bring a light blanket & small stuffed animal in a labeled bag- items in the bag need to be small enough for your child to safely carry to and from school OR fit directly in their backpack
- Rest time bags go home Fridays for cleaning & need to be returned on Mondays each week
- Non-nappers can get up after the mandated time and do quiet table top activities (coloring, puzzles, etc.) until rest time is over

SHOW & TELL



- We will have show & tell every Friday (unless otherwise noted)
- 4-5 children will be assigned each week & will be listed on the weekly newsletter
- Students will be asked to bring in 1 small item related to the letter we are learning that week (bring an "apple" for letter "A", "ball" for letter "B," etc.) to share with classmates

Birthdays & Star of the Week



Birthdays:

- We celebrate birthday in class through "star of the week," if possible. (Summer birthdays will be celebrated at some point during the year!)
- Due to district policies, we are unable to allow any outside food into the schools for birthday celebrations
- Birthday party invitations can be distributed if the whole class is invited

Star Student:

- Each child will have their time to "shine" (around their birthday, if possible)
- Students will complete an "All About Me" poster at home
- Class Teddy Bear "Paws" comes home for 2 nights
- Class Reader- parent or family member can come read one of their child's favorite books to the class



* If someone is unable to come in to read, I can read a special book for you or you can ZOOM in to read

Creative Curriculum

Interest Areas:

The Creative Curriculum® for Preschool requires the physical space of the classroom to be structured into 10 interest areas:

• Blocks	• Library
• Dramatic Play	• Discover
• Toys & Games	• Sand & Water
• Library	• Music & Movement
• Art	• Computers

Early childhood curriculum that focuses on project-based investigations as a means for children to apply skills and addresses 6 areas of development: social/emotional, physical, cognitive, literacy, mathematics and language. Focus is on Play-based learning & family involvement!

CREATIVE CURRICULUM

22 Study Component Lists
Preschool

- *Beginning the Year/First 6 weeks
- *Balls
- *Boxes
- *Bread
- *Buildings
- *Cameras
- *Clothes
- *Exercise
- *Gardening
- *Getting Ready For Kindergarten
- *Insects
- *Lights
- *Music Making
- *Pets
- *Reduce, Reuse, Recycle
- *Sand
- *Signs
- *Simple Machines
- *Trees
- *Tubes and Tunnels
- *Water
- *Wheels

Supplemental Literacy

Fundations:



Heggerty:


Daily lessons provide practice and exposure with 8 phonemic awareness skills:

- Rhyme
- Onset Fluency
- Phoneme Isolation (initial, final, and medial)
- Blend words, syllables, onset-rime, and phonemes
- Segment words, syllables, onset-rime, and phonemes
- Add words, syllables, and initial phonemes
- Delete words, syllables, and initial phonemes
- Substitute initial phonemes (Weeks 19-35 only)

Assessments

- **Teaching Strategies GOLD** - online database for assessing preschool standards through Creative Curriculum objectives & goals (see handout)
 - **GOLD** provides both formative and summative assessment information and meets the school readiness criteria established by the State Board of Education.
- **Creative Curriculum Report Cards:** Shared 3x per year
- **Teacher Observation**

Parents will meet with teachers in the November and March for Parent-Teacher Conferences to discuss progress



BEHAVIOR MANAGEMENT



When children earn 10 dojo points, they redeem them for a special sticker on their avatar chart- the children love this and you can see their progress on our Class Dojo app each week! We can earn class rewards together too!



Consistency is KEY!

The goal is for children to maintain yellow circles for making good choices. Students earn Friday prizes for keeping circles on yellow!


How to Prepare Your Child for Preschool...





- Self-help skills
 - zipping, unzipping (coats/backpacks)
 - taking shoes on/off
 - packing up/unpacking backpack (fitting lunch box, folder, etc.)
 - opening snacks
 - toileting (pulling up pants, wiping properly)
 - asking for help ("can I use the bathroom?" "Can you help me, please?")
 - learning to take turns/share
- Establishing Routines/Key Phrases

*Children like to have structure and usually thrive on a schedule

- "first we will _____, then we will _____" (this helps with transitions)
- "we have _____ time left" (timers work great for this!)



- 
- 
- Parties (run games, crafts, etc.),
 - Join us on field trips
 - Sign-Up Genius- sign up for weekly prize donations, snacks, classroom items, etc.
 - Star of the Week: come in to read to the class & share all about your child!
 - Study Experts: if you can share your expertise with us on any units of study (trees, pets, buildings, etc.), we would LOVE you to visit. Real-life experiences are the most meaningful!

*Amazon Wish Lists!



Volunteer!

We love to have you!!!

Please note: Siblings are NOT allowed to attend when you sign up to volunteer- this is school policy. THANK YOU!

Be on the Lookout!




Weekly Newsletter Sample

Monthly Calendar Sample

2022 **September**

Sunday	Monday	Tuesday	Wednesday	Thursday	Friday	Saturday
				1	2 Open House AM 12:00-12:30 PM 12:45-1:15	3
4 Theme: Getting to Know YOU!	5 Labor Day- NO SCHOOL	6 First Day of School!	7	8	9 Bring in baggie of 3 personal items for show & tell (pictures, toy, etc.)	10
11 Theme: Fall/Apples Letter: Aa	12 Bring in 3-4 letter Aa pictures	13	14 Send in a peeled and sliced apple in a labeled container for applesauce :)	15	16 School Picture Day! Letter Aa show & tell	17
18 Theme: World of Colors & Shapes Letter: Bb	19 Bring in 3-4 letter Bb pictures	20	21	22	23 Letter Bb show & tell	24
25 Theme: Community Helpers Letter: Cc	26 Rosh Hashanah- NO SCHOOL	27 Bring in 3-4 letter Cc pictures	28	29	30 Letter Cc show & tell	

© 2022 Little Sprouts Hill LLC



THIS WEEK'S NEWSLETTER **WEEK OF** **APRIL**
April 29-May 3, 2024

Reminders

Letter of the Week: Yy

Letter Y Show & Tell Friday:
Gionna, Valentina, Alexandra, Maddie, Lucio

Family Partnerships

Investigation 3: Who Helps Gardens Grow?

Take a trip to your local garden center, hardware store, or grocery store where plants and flowers are sold. How are the plants cared for? How can we help our own plants? Invite your child to ask questions and write or draw any new ideas that you can take home to better care for your plants.

What's Happening In Our Class

Monday: Gardeners Solve Problems
Small Group- Letter Y: Garden of Shapes, Letter Y Craft
Read Aloud- [Bears Can't Se See](#)

Tuesday: Garden Worms
Small Group- Letter Y: Memory Game, Insects in my Garden Craft
Read Aloud- [Sneezing Worms at Work](#)

Wednesday: Bees Help Flowers
Whole Group- Letter Y: Journal (draw a bee on a flower)
Read Aloud- [Busy, Buzzy Bees](#)

Thursday: Getting Rid of Pests
Small Group- Letter Y: Collaborative Name Craft, Garden Book (draw a garden for the class book)
Read Aloud- [The Hungry Caterpillar](#)

Friday: Meeting with our Gardener!
Small Group- Letter Y: Bug Patterns, Butterfly Journal
Read Aloud- [Miguel's Community Garden](#)

Contact Information

-Texting me on the Class Dojo App is the best mode of contact!
-Email: crabb@readingtank12.nj.us
-Phone: TBS (908) 782-2141 (ext. 5126 to reach me directly in the classroom)

*Please check your child's folder daily- I am always sending home important information, such as the notices shown above!

How to Reach Me



1. **By Text via Class Dojo:** Please make sure you join our Class Dojo (it's a free app). I use this as a quick way to send you texts during the day, share pictures, send reminders, etc. **This is the best way to contact me because alerts come right to my phone/apple watch.**
2. **By E-mail:** I check my email frequently. My email address is: crobb@readington.k12.nj.us. Please indicate your child's name on the 'subject line' of the email so I do not mistake your email as 'junk mail.' Sometimes the district filters out email, so if you do not hear back from me in a day or two, please call me at school.
3. **By Phone:** My phone number at school is (908) 782-2141 ext. 5126. I do try to check my messages throughout the day and will call you back as soon as possible. Please leave a detailed message when you call. If it is an emergency please call the main office at ext. 5715.
4. **By Note:** Please put any notes or forms you have for me in your child's folder. Every day when the children arrive at school, we check their folders for any notes, etc.



We can't wait to
meet you!!!!



Bring your child in to meet
me and see the classroom at
OPEN HOUSE on Wednesday,
September 4th from 12:30-1:15pm

*Students come to meet me and tour our classroom
first. Parents Info Session will immediately follow & children
will go outside to play with our class aide during info session.
This serves as our "Back to School Night"*

Room 126- last door on the right



*This is also a great time to bring in
your child's supplies so they don't
have to bring them on the first day!
[Preschool Supply List](#) ← click here